

KOBELCO

SK28SR-6/SK30SR-6/SK35SR-6

SK28SR SK30SR SK35SR




We Save You Fuel
Achieving a Low-Carbon Society

Full-Size Performance, Short-Radius Agility and Quiet Operation

COMPACT YET TOUGH MINI

The new KOBELCO SK28SR, SK30SR and SK35SR expand the horizons of mini excavators, and offer practical performance features while maintaining a short tail swing. The new Energy Conservation Mode saves even more fuel, and Kobelco's proprietary iNDr Cooling System ensures quiet operation, protection from dust, and easy maintenance. For greater operator comfort and safety, the spacious cab design offers plenty of room and an unobstructed view. It all adds up to enhanced full-size performance, short-radius agility and a low-noise environment, with exceptional performance features and a full range of value-added functions.





iNDr Cooling System




The highly airtight engine compartment and the offset duct contribute to noise reduction. The iNDr filter fitted in front of the cooling system ensures easy cleaning. The iNDr system on the SR Series mini excavators features air intake at the front of the machine and air exhaust underneath. It functions in the same way as the iNDr System on the SR series Heavy machines.

Ultimate Low Noise

KOBELCO's exclusive iNDr Cooling System delivers amazingly quiet operation.

Sound Power Level

93 dB



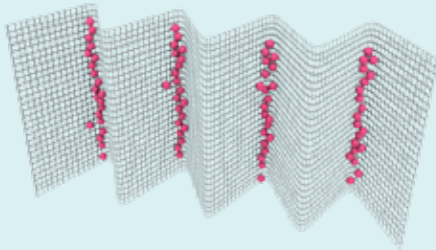
Visual Checking and Easy Cleaning

Because the iNDr filter removes dust from the intake air, cooling components stay dirt-free and do not require regular cleaning. The iNDr filter itself can be easily removed and cleaned without the use of tools.



iNDr Filter

The stainless-steel filter is extremely effective against dust, with 30-mesh wave-type screen that removes tiny dust particles from the intake air.



- 30-mesh means that there are 30 holes formed by horizontal and vertical wires in every square inch of filter.

iNDr Filter Blocks Out Dust

Outside air goes directly from the intake duct through the iNDr filter for dust removal.

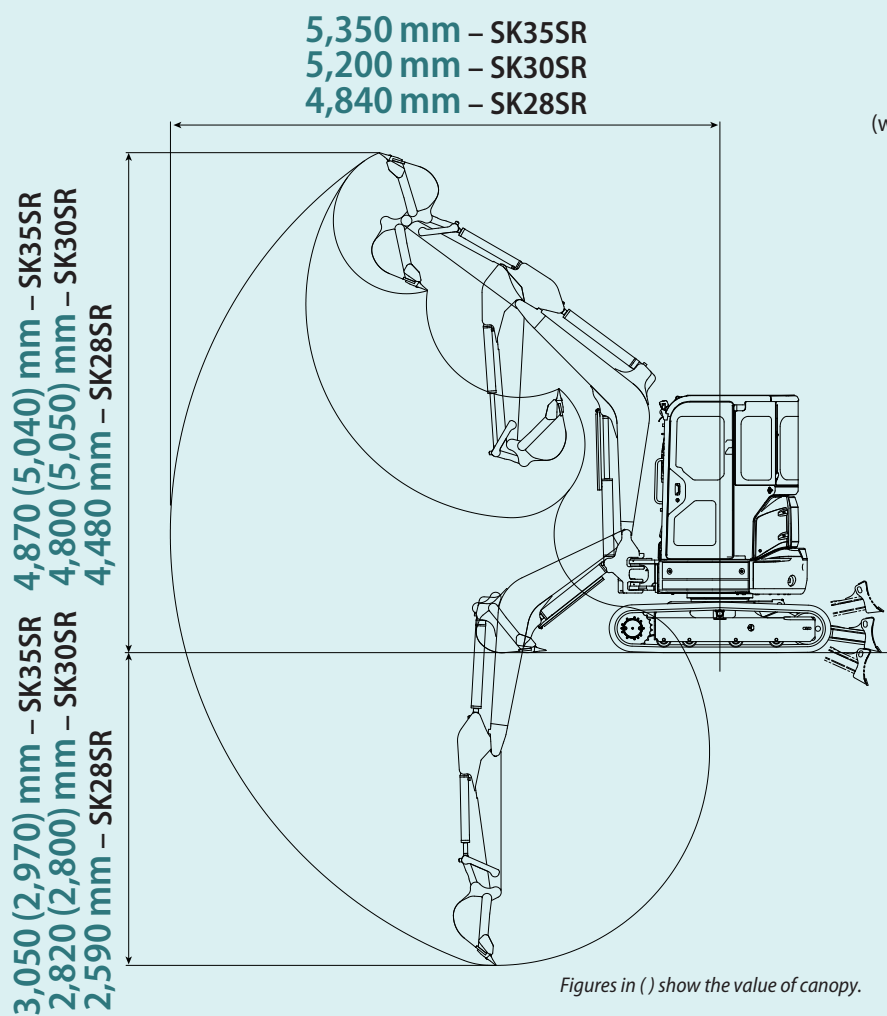


PERFORMANCE

Compact, yet, Big Performance

Wide Working Range

A larger boom and arm are provided as standard equipment to ensure a wider working range.



Short Tail Swing

The compact tail swing improves operating efficiency in limited space.

Tail overhang:
0 mm
(without rear view mirror)



Easy Transportability

With an overall height of 2,510 mm, the machine is designed for easy transport.



Easy Hydraulic Piping for Quick Hitch (Option)

Piping for quick Hitch is useful for changing attachment.



Fuel Economy and Digging Power

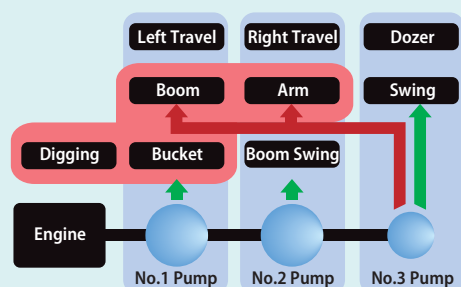
Solid Digging Performance

Assured Pump Flow and Pump Pressure

Pump flow of 38.4 L/min for SK30SR and SK35SR and 28.8 L/min for SK28SR, and pressure of 23.0 MPa (relief valve setting), maintain ample power.

Integrated-Flow Pump System

The instant the machine begins to dig extra output from the third pump (which otherwise powers the swing and dozer circuit) is directed to the arm circuit and boom circuit (raise) for added power. This ensures fast and smooth arm and boom raising operation even under heavy loads.



Energy Conservation Mode

The machine is equipped with S mode, which lowers fuel consumption by up to 25 % over previous models.



One Touch Deceleration

The machine features one-touch deceleration. It allows easy switching to an idling state, reducing the fuel consumption while the machine is at rest. And also, the deceleration select switch is provided on the control panel.



Deceleration switch



Deceleration select switch

Travel Power

Large Capacity Travel Torque

The large capacity travel torque enables the machine to perform spin turn in low mode even when the dozer is pushing a heavy load.

Automatic Two-Speed Travel

An automatic shift function ensures smoother, more efficient travel on worksite. When the High mode is selected, the travel system will automatically shift to Low mode whenever the load or climbing grades requires more power.

Travel Switch

The travel lever is fitted with a button for easy shift up.



Powerful and Efficient Dozer Performance

Dozer-Blade Shape

Kobelco's unique blade design forms the earth into an arc, that always falls in front of the blade. This prevents earth falling behind the blade so only "one pass" is needed.



Hydraulic Pilot-Controlled Dozer Operation Lever



The dozer lever features hydraulic pilot control for precise handling.



MAINTENANCE

Easy Daily Maintenance

Start-up checks are essential for safe and reliable machine operation. All start-up checks can be performed at ground level, with an easy-to-understand layout and cover design that simplify access and save time.

Easy Access to Component Inside the Cab



Two-piece floor mats for easy washing



Hour meter



Air conditioner filter



Floor Mat with Raised Edges

Floor mat's raised edges help keep the cab floor free of mud, simplifying cleaning.



Easy Access to Engine Compartment



High-grade fuel filter



Pre fuel filter with built-in water separator



Air cleaner



Fuel tank

Easy Access to Cooling Unit

iNDR filter



COMFORT

Comfortable Work Environment

Spacious Work Environment

The spacious cab provides optimized control layout for comfortable, easy operation. A greater window area further improves visibility. A clear view is provided at the rear, and there's also more floor space, with a seat that slides further to ensure plenty of leg room.

Easy Access

A wide-opening door and a left-hand tilting control console with safety lever that rises high, make it easy for operators to enter and exit the cab.



Sliding Door

Sliding door makes cab entry and exit easier where space is tight.




Reclining Suspension Seat

Suspension seat reclines to allow operator to optimize operating position and sit comfortably.



Skylight




Control Lever

Precise proportional controls are integrated into the joystick for ease of operation.



Color Multi Display (Option)

Operation data as well as the full range of machine-status data can readily be checked.



Comfortable Operating Environment

Opening Right Window

Rear window to the right can be opened to improve ventilation.



Climate Control

The climate control system is located down and to the right of the seat keeping the rear view clear.



Opening/Closing Front Window

The front window features gas damper cylinders for smooth and easy opening and closing.



Coat Hook



Room Light



Two-Speaker FM/AM Radio with Station Select

Bluetooth Installed Radio



Bluetooth installed to allow connections with iPhones and other devices.

12V Power Source

Power for various purposes



USB Port

USB port can be used to play music etc.



Operator Safety

Reliable Cab/Canopy Structure

The high-strength cab/canopy meets ROPS and TOP GUARD LEVEL 1 standards for greater operator safety.



Rear View Mirrors



Bracket for Yellow Rotating Light

Bracket provided at cab rear for optional fitting of a yellow rotating warning light.



Hammer for Emergency Exit



Work Light

Work light is mounted under the boom to protect from damage.




RELIABILITY

Reliable Construction

The boom, arm and swing bracket all have large cross-section segments for added attachment strength.

Boom cylinder guard



Forged boom top



Plate type pin



Bolt-tightened pins

Bolt-tightened pins firmly lock the boom and arm to prevent the boom top from opening laterally.



Swing bracket

Large, thick cast-iron swing bracket/front bracket.



Hydraulic hosing

The hydraulic hosing is housed inside the swing bracket.



Dozer

Box construction dozer supports provide greater strength.



Bucket

Cast-iron idler link provide greater strength.

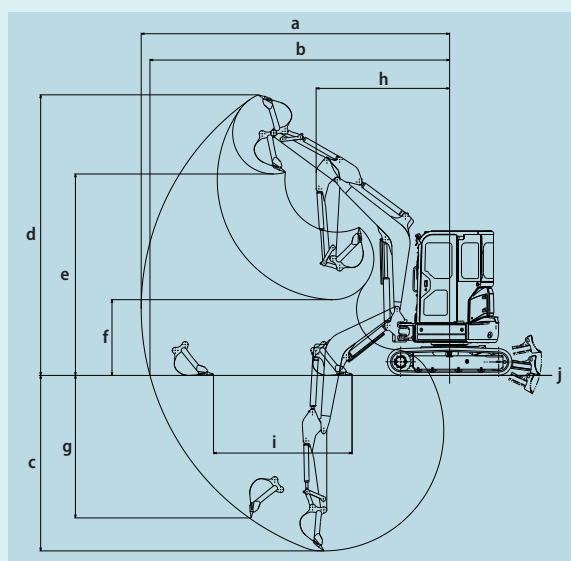
SPECIFICATIONS

MODEL			SK28SR	SK30SR	SK35SR
Type			SK28SR-6	SK30SR-6	SK35SR-6
Machine Mass	Cab	kg	2,950	3,380	3,770
	Canopy	kg	2,800	3,220	3,630
Bucket Capacity		m ³	0.08	0.09	0.11
Bucket Width (with side cutter)		mm	500	500	600
Arm Length		mm	1.18	1.32	1.37
Bucket Digging Force		kN	24.7	27.7	27.8
Arm Crowding Force		kN	16.6	19.1	22.4
ENGINE					
Model			YANMAR 3TNV82A-B		
Type			Water cooled, 4-cycle, 3-cylinder, direct injection, diesel engine		
Power Output	(ISO 9249)	kW/min ⁻¹	17.1/2,400		
	(ISO 14396)	kW/min ⁻¹	18.1/2,400		
Max.Torque	(ISO 9249)	N-m/min ⁻¹	77.7/1,440		
	(ISO 14396)	N-m/min ⁻¹	79.4/1,440		
Displacement		L	1.331		
Fuel Tank		L	42.0		
HYDRAULIC SYSTEM					
Pump			Two variable displacement pumps + One gear pump		
Max. Discharge Flow		L/min	2 x 28.8, 1 x 16.1	2 x 38.4, 1 x 19.2	
Relief Valve Setting		MPa	23.0		
Hydraulic Oil Tank (system)		L	20.4 (41.1)	20.4 (44.8)	
TRAVEL SYSTEM					
Travel Motors			2 x axial-piston, two-step motors		
Parking Brake			Oil disc brake per motor		
Travel Speed (high/low)		km/h	3.8/2.1	4.4/2.5	
Gradeability		% (degree)	58 (30)		
Drawbar Pulling Force	Cab	kN	34.8	38.3	38.1
	Canopy	kN	34.9	38.4	38.2
CRAWLER					
Shoe			Rubber		
Shoe Width		mm	300		
Ground Pressure	Cab	kPa	26.3	30.1	33.5
	Canopy	kPa	24.9	28.7	32.2
DOZER BLADE					
Width x Height		mm	1,550 x 345	1,550 x 345	1,700 x 345
Working Ranges (height/depth)		mm	375/300	395/320	395/320
SWING SYSTEM					
Swing Motor			Axial piston motor		
Parking Brake			Oil disc brake, hydraulic operated automatically		
Swing Speed		min ⁻¹	8.4		

WORKING RANGES

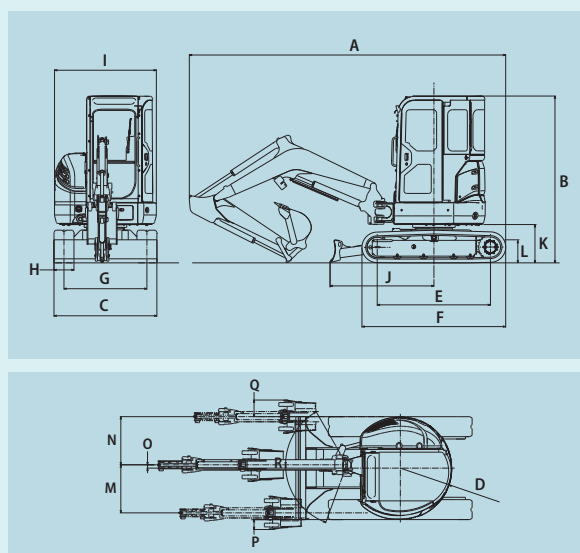
Unit: mm

MODEL	SK28SR	SK30SR		SK35SR	
		Cab	Canopy	Cab	Canopy
Arm length	1.18 m	1.32 m	1.37 m		
a- Max. digging reach	4,840	5,200		5,350	
b- Max. digging reach at ground level	4,680	5,040		5,200	
c- Max. digging depth	2,590	2,820	2,800	3,050	2,970
d- Max. digging height	4,480	4,800	5,050	4,870	5,040
e- Max. dumping clearance	3,090	3,420	3,640	3,490	3,650
f- Min. dumping clearance	1,290	1,300	1,430	1,310	1,400
g- Max. vertical wall digging depth	2,270	2,370		2,470	
h- Min. swing radius at boom swing	2,190	2,300	2,190	2,320	2,150
i- Horizontal digging stroke at ground level	1,910	2,230		2,400	
j- Dozer blade (height/depth)	450/370	470/400		470/400	



GENERAL DIMENSIONS

Unit: mm



MODEL	SK28SR	SK30SR	SK35SR
A Overall length	4,510	4,730	4,820
B Overall height	2,510	2,510	2,510
C Overall width	1,550	1,550	1,700
D Tail swing radius	775	775	850
E Tumbler distance	1,700	1,700	1,700
F Overall length of crawler	2,160	2,160	2,160
G Track gauge	1,250	1,250	1,400
H Shoe width	300	300	300
I Overall width of upperstructure	1,530	1,530	1,530
J Distance from dozer top to center of upperstructure	1,500	1,560	1,560
K Ground clearance of rear end	570	570	570
L Ground clearance	300	300	300

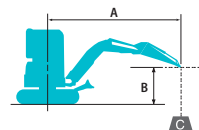
MODEL	SK28SR	SK30SR	SK35SR
M Offset volume (Left)	680	720	720
N Offset volume (Right)	675	725	725
O Offset volume between center of boom and center of machine	50	50	50
P Digging volume at outside of shoe (Left)	100	150	120
Q Digging volume at outside of shoe (Right)	200	250	225
R Boom swing angle (Left/Right)	60°/55°	70°/60°	70°/60°

OPTIONAL EQUIPMENT

• N&B (foot) piping + Rotating (HCP*) piping	• Bolt-on Pad shoes (for steel shoes)	• Rear view mirror
• N&B (HCP*) piping + Rotating (HCP*) piping	• Add-on counterweight (250 kg) + 90 mm tail swing radius	• Rear under mirror
• Color Multi display	• Boom & arm holding valve + hook	• Arm & bucket cylinder cover
• Long arm (+300 mm)	• Additional light for canopy	• Front guard
• Steel shoe	• Travel alarm	• Piping for Quick Hitch

*Hand Control Proportional





LIFTING CAPACITIES







Rating over front









Rating over side or 360 degrees







A: Reach from swing centerline to arm top
B: Arm top height above/below ground
C: Lifting capacities in kilograms
Bucket: Without bucket Dozer blade: up
Relief valve setting: 23.0 MPa







SK28SR Cab		Standard Arm		Bucket: without		Standard weight		Shoe: 300 mm			
B	A	1.0 m	2.0 m	3.0 m	4.0 m	At Max. Reach		Radius			
											
	3.0 m	kg			*620	520			500	390	3.51 m
	2.0 m	kg			640	500	390	310	390	310	4.00 m
	1.0 m	kg			590	460	380	300	360	280	4.12 m
	G. L.	kg			810	570			480	300	3.92 m
	-1.0 m	kg	*2,070	*2,070	1,130	830	570	440	390	380	3.32 m

SK28SR Cab		Long m		Bucket: without		Standard weight		Shoe: 300 mm				
B	A	1.0 m	2.0 m	3.0 m	4.0 m	At Max.	Reach	Radius				
	3.0 m	kg						420	330	3.85 m		
	2.0 m	kg						340	270	4.29 m		
	1.0 m	kg						320	240	4.40 m		
	G. L.	kg		1,060	770			330	250	4.22 m		
	-1.0 m	kg	*1,650	*1,650	1,070	770			400	310	3.68 m	
	-2.0 m	kg		1,130	830				780	590	2.47 m	

SK30SR Cab		Standard Arm		Bucket: without		Standard weight		Shoe: 300 mm			
B	A	1.0 m	2.0 m	3.0 m	4.0 m	At Max. Reach	Radius				
	4.0 m										
	3.0 m			800	640				760	610	
	2.0 m								500	390	
	1.0 m			770	600	480	380		410	330	
	G. L.			710	550	460	360		390	300	
	-1.0 m										
	-2.0 m										
	kg										
	kg										
	kg										
	kg										
	kg										
	kg										
	kg										
	kg										
	kg										
	kg										
	kg										
	kg										
	kg										
	kg										
	kg										
	kg										
	kg										
	kg										
	kg										
	kg										
	kg										
	kg										
	kg										
	kg										
	kg										
	kg										
	kg										
	kg										
	kg										
	kg										
	kg										
	kg										
	kg										
	kg										
	kg										
	kg										
	kg										
	kg										
	kg										
	kg										
	kg										
	kg										
	kg										
	kg										
	kg										
	kg										
	kg										
	kg										
	kg										
	kg										
	kg										
	kg										
	kg										
	kg										
	kg										
	kg										
	kg										
	kg										
	kg										
	kg										
	kg										
	kg										
	kg										
	kg										
	kg										
	kg										
	kg										
	kg										
	kg										
	kg										
	kg										
	kg										
	kg										
	kg										
	kg										
	kg										
	kg										
	kg										
	kg										
	kg										
	kg										
	kg										
	kg										
	kg										
	kg										
	kg										
	kg										
	kg										
	kg										
	kg										
	kg										
	kg										
	kg										
	kg										
	kg										
	kg										
	kg										
	kg										
	kg										
	kg										
	kg										
	kg										
	kg										
	kg										
	kg										

SK30SR Cab		Long Arm		Bucket: without		Standard weight		Shoe: 300 mm		At Max. Reach		Radius
		1.0 m	2.0 m	3.0 m	4.0 m							
B	A											
	4.0 m	kg								610	490	3.52 m
	3.0 m	kg										4.30 m
	2.0 m	kg										4.68 m
	1.0 m	kg										4.77 m
	G. L.	kg										4.60 m
	-1.0 m	kg										4.12 m
-2.0 m	kg										3.14 m	

SK35SR Cab		Standard Arm, Bucket: without Standard weight Shoe: 300 mm							
B	A	1.0 m	2.0 m	3.0 m	4.0 m	At Max. Reach		Radius	
									
	4.0 m	kg				570	*730	3.32 m	
	3.0 m	kg				570	530	4.15 m	
	2.0 m	kg			900	590	480	4.54 m	
	1.0 m	kg		860	790	570	530	4.63 m	
	G. L.	kg		1,590	1,420	830	510	4.45 m	
	-1.0 m	kg	*2,290	*2,290	1,610	1,440	830	560	3.95 m
	-2.0 m	kg			*1,330	*1,330	770	*770	2.90 m

SK35SR Cab		Long Arm		Bucket: without		Standard weight		Shoe: 300 mm			
B	A	1.0 m	2.0 m	3.0 m	4.0 m	At Max. Reach		Radius			
											
	4.0 m	kg						*640	630	3.74 m	
	3.0 m	kg						500	470	4.47 m	
	2.0 m	kg						530	410	4.83 m	
	1.0 m	kg						510	390	4.92 m	
	G. L.	kg						510	420	4.75 m	
	-1.0 m	kg	*1,870	*1,870	1,580	1,410	810	750	540	490	4.29 m
	-2.0 m	kg	*3,080	*3,080	1,620	1,450	840	770	540	700	3.39 m





Notes:

- Do not attempt to lift or hold any load that is greater than these lift capacities at their specified lift point radius and heights. Weight of all accessories must be deducted from the above lift capacities.
- Lift capacities are based on machine standing on level, firm, and uniform ground. User must make allowance for job conditions such as soft or uneven ground, out of level conditions, side loads, sudden stopping of loads, hazardous conditions, experience of personnel, etc.
- Arm top defined as lift point.

Note: This catalog may contain attachments and optional equipment that are not available in your area. And it may contain photographs of machines with specifications that differ from those of machines sold in your area. Please consult your nearest KOBELCO distributor for those items you require.
Due to our policy of continuous product improvements all designs and specifications are subject to change without advance notice.
Copyright by **KOBELCO CONSTRUCTION MACHINERY CO., LTD.** No part of this catalog may be reproduced in any manner without notice.





Kobelco Construction Machinery Europe B.V.






Veluwezoom 15
1327 AE Almere
The Netherlands
www.kobelco-europe.com








SK28SR Canopy		Standard Arm		Bucket: without		Standard weight		Shoe: 300 mm			
B	A	1.0 m	2.0 m	3.0 m	4.0 m	At Max. Reach		Radius			
	3.0 m										
	2.0 m	kg									
	1.0 m	kg									
	G. L.	kg									
	-1.0 m	kg									

SK28SR Canopy		Long Arm		Bucket: without		Standard weight		Shoe: 300 mm				
B	A	1.0 m	2.0 m	3.0 m	4.0 m	At Max. Reach		Radius				
	3.0 m	kg						400	310	3.85 m		
	2.0 m	kg				600	470	360	280	4.29 m		
	1.0 m	kg				540	420	340	270	4.40 m		
	G. L.	kg		980	710	510	390	330	250	4.22 m		
	-1.0 m	kg	*1,650	*1,650	990	720	500	380		370	290	3.68 m
	-2.0 m	kg			1,050	770				730	550	2.47 m

SK30SR Canopy		Standard Arm		Bucket: without		Standard weight		Shoe: 300 mm			
B	A	1.0 m	2.0 m	3.0 m	4.0 m	At Max. Reach		Radius			
	4.0 m	kg						730	580	3.08 m	
	3.0 m	kg						470	370	3.97 m	
	2.0 m	kg			730	570	460	360	390	310	4.38 m
	1.0 m	kg			670	520	430	340	360	290	4.48 m
	G. L.	kg			640	490	420	330	380	300	4.29 m
	-1.0 m	kg	*2,050	1,250	910	640	490		460	360	3.77 m
	-2.0 m	kg	*2,050	*970	970				*650	*650	2.60 m

SK30SR Canopy		A		Bucket: without		Standard weight		Shoe: 300 mm				
B		1.0 m	2.0 m	3.0 m	4.0 m	At Max. Reach		Radius				
	4.0 m	kg							580	460	3.52 m	
	3.0 m	kg					470	380	410	320	4.30 m	
	2.0 m	kg			740	580	460	360	350	270	4.68 m	
	1.0 m	kg			670	520	430	340	330	250	4.77 m	
	G. L.	kg		1,210	880	630	480	410	320	340	260	4.60 m
	-1.0 m	kg	*1,660	1,220	890	620	470	410	320	400	310	4.12 m
	-2.0 m	kg		1,270	930	650	500		610	470		3.14 m

SK35SR Canopy		Standard Arm		Bucket: without		Standard weight		Shoe: 300 mm			
B	A	1.0 m	2.0 m	3.0 m	4.0 m	At Max. Reach		Radius			
											
	4.0 m	kg						*730	*730	3.32 m	
	3.0 m	kg						540	510	4.15 m	
	2.0 m	kg			890	820	560	540	430	4.54 m	
	1.0 m	kg			820	760	540	510	430	4.63 m	
	G. L.	kg			790	730	520	490	450	4.45 m	
	-1.0 m	kg	*2,290	*2,290	1,530	1,370			540	500	3.95 m
	-2.0 m	kg			*1,330	*1,330			*770	*770	2.90 m

SK35SR Canopy		Long Arm		Bucket: without		Standard weight		Shoe: 300 mm			
B	A	1.0 m	2.0 m	3.0 m	4.0 m	At Max. Reach		Radius			
											
4.0 m	kg							630	600	3.74 m	
3.0 m	kg						590	550	470	4.47 m	
2.0 m	kg					*770	570	530	400	4.83 m	
1.0 m	kg					830	770	540	380	4.92 m	
G. L.	kg		1,490	1,340	780	720	520	480	390	4.75 m	
-1.0 m	kg	*1,870	*1,870	1,500	1,350	750	710	510	480	4.50 m	
-2.0 m	kg	*3,080	*3,080	1,550	1,390	800	740		650	6.19 m	

- The above lifting capacities are in compliance with ISO 10567. They do not exceed 87% of hydraulic lifting capacity or 75% of tipping load. Lifting capacities marked with an asterisk (*) are limited by hydraulic capacity rather than tipping load.
- Operator should be fully acquainted with the Operator's and Maintenance Instructions before operating this machine. Rules for safe operation of equipment should be adhered to at all times.
- Lift capacities apply to only machine as originally manufactured and normally equipped by KOBELCO CONSTRUCTION MACHINERY CO., LTD.

Inquiries To:



sandokan
ALUGUER E VENDA DE EQUIPAMENTOS

800 450 100
E. geral@sandokan.pt
T. +351 258 333 303/4/5

October 2017 | POD084

KOBELCO

SK28SR-6/SK30SR-6/SK35SR-6

SK28SR SK30SR SK35SR



We Save You Fuel
Achieving a Low-Carbon Society