

KOBELCO

SK18 MINI EXCAVATOR

SK18



We Save You Fuel
Achieving a Low-Carbon Society

DO FULL-SIZED JOBS WITH A COMPACT MACHINE



Mini excavators are increasingly popular for work in confined spaces such as residential areas and buildings. But smallness alone doesn't satisfy users who also demand greater stability and first-rate operating performance. The KOBELCO SK18 mini excavator answers these needs with a high-output engine that provides plenty of power for tough, efficient operation. It also delivers excellent stability with superior weight distribution, a well-designed, comfortable cab equipped with an LCD monitor, and easy maintenance. These features make the SK18 mini excavator ideal for those who want powerful, basic functions and durable reliability. When you need to do a full-sized job with a compact machine, the SK18 is your answer.

COMFORT

Pleasant Work Environment

There is plenty of legroom, and the control lever, wrist rests, travel lever and control panel are all ergonomically positioned so that the operator can work for long hours without fatigue.

Comfortable Suspension Seat

The reclining, slide seat can be adjusted to match the operator's size and posture.

Wrist Rest



Wrist rests on the each control lever box ensure fatigue-free operation.

Excellent Air Circulation

The SK18 has a forced-air heater that keeps the cab comfortable conditions.



Easy Access to Control Panel and Levers



Control panel



Travel high/low select switch and throttle lever

Amenities



Automatic ceiling light and optional radio with USB port



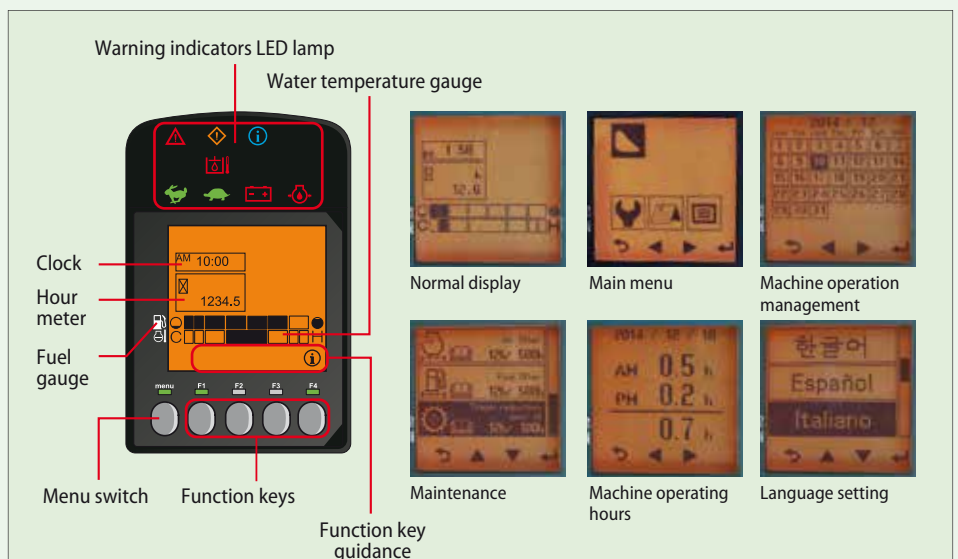
Storage compartment for manuals



Large cup holder

Backlit Liquid Crystal Monitor

The backlit liquid crystal monitor is provided as standard. Perfectly integrated into the right-hand console, the screen provides excellent visibility even in bright sunlight or at night, giving ready access to information concerning operation and machine status.



With its compact design, the SK18 delivers fast work performance even in limited spaces.

Reliable Swing Power, Faster Working Speed

Boosted swing power and a top-class swing speed deliver shorter cycle times.

Swing Speed: **10min⁻¹**

Powerful Digging

For more efficient work performance.

Max. Arm Crowding Force: **7.4kN**

Max. Bucket Digging Force: **15.2kN**

Powerful Travel


Travel Speed: **4.1/2.2km/h**

Powerful Engine (ISO 9249)


Power Output: **9.5kW/2,100min⁻¹**

Retractable Crawlers

Crawlers can be easily extended and retracted by operating a simple lever.



Extended: **1,320mm**



Retracted: **980mm**

Easy Transportability

Weighing just 1,900 kg, the SK18 is easily transported on a 2.7-ton trailer with plenty of room to spare for the simultaneous transport of a bucket or other attachment.



Easy Extended/Retracted Blade

Dozer blade with pin-type hinge can be easily extended/retracted.

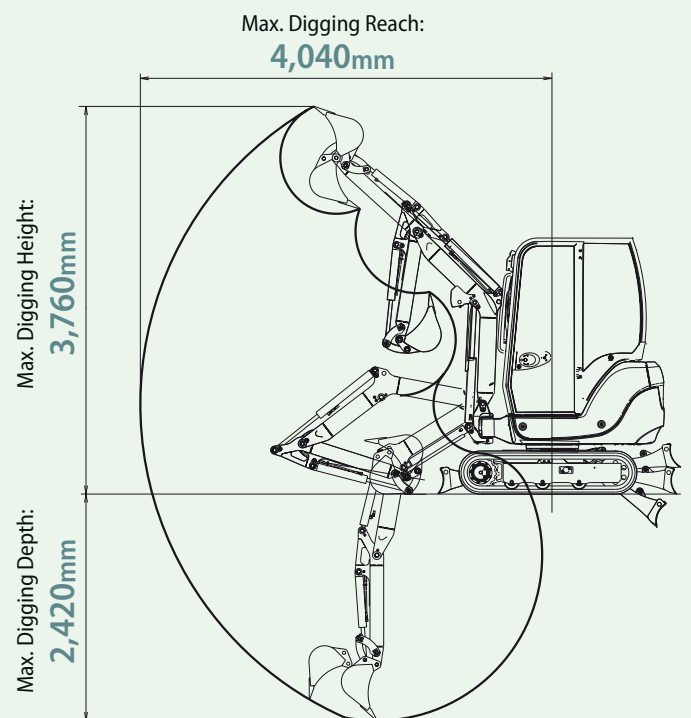


Auxiliary Circuit for Hammer or Auger

A proportional-control auxiliary line accommodates many accessories such as a hammer or auger, with the oil flow rate optimized for each device.

Wide Working Range

The SK18 has an impressive working range.



Compact Swing Radius

The SK18 has a very small swing radius that ensures easy access and efficient operation on sites where space is limited. The compact design keeps power, productivity and stability that allow you to work with confidence.



Exceptional Stability and Lifting Strength

A wide counterweight and excellent weight distribution provide the SK18 with impressive stability and exceptional lifting capacities.

Lifting Capacity: **600kg** at **2.0m**

(ground level)



RELIABILITY

Reliable Construction

The SK18's tough durability makes it ideal for working in tight spaces and keeps repair costs down.

Cylinder Rod Guard

The cylinder rod guard is fitted as standard for boom cylinder.



LED Work Light

The LED work light is mounted under the boom to protect it from damage.



Dozer

Dozer cylinder rod guard protects dozer cylinder from damage.



SAFETY

Operator Safety

The SK18 has a full range of safety features that help prevent or reduce the severity of onsite accidents.


Reliable Cab/Canopy Structure

The high-strength cab/canopy meets FOPS 1 and TOPS standards for greater operator safety.



Optimum Visibility

The SK18 is equipped with 3 rear and side view mirrors. The operator can control the work area as well as the area around machine.



Safety Lock Lever

The safety lock lever permits entry and exit only when the levers are disengaged to prevent accidental operation.



Three LED Cab Lights (Optional)

Three LED cab lights can be fitted as option to provide a clear view during nighttime operations. The LED provides a powerful light while reducing energy consumption.



Hammer for emergency exit



MAINTENANCE

Easy Maintenance

The engine hood opens fully and components that require the most frequent checks are positioned for easy access, thereby reducing maintenance time.

Easy Access to Engine Compartment



Air cleaner
Water separator
Fuel filter
Radiator over flow bottle



Right Side



Fuel tank

Under the Operator's Seat

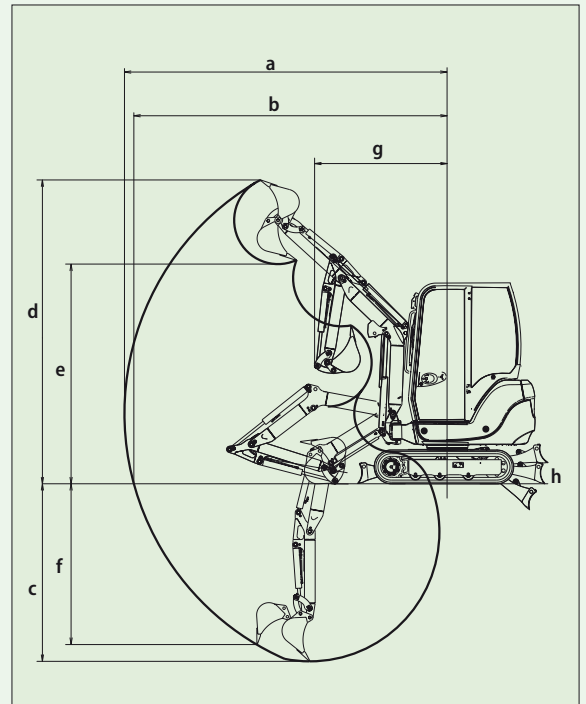


•Generator •Starter motor

Specifications

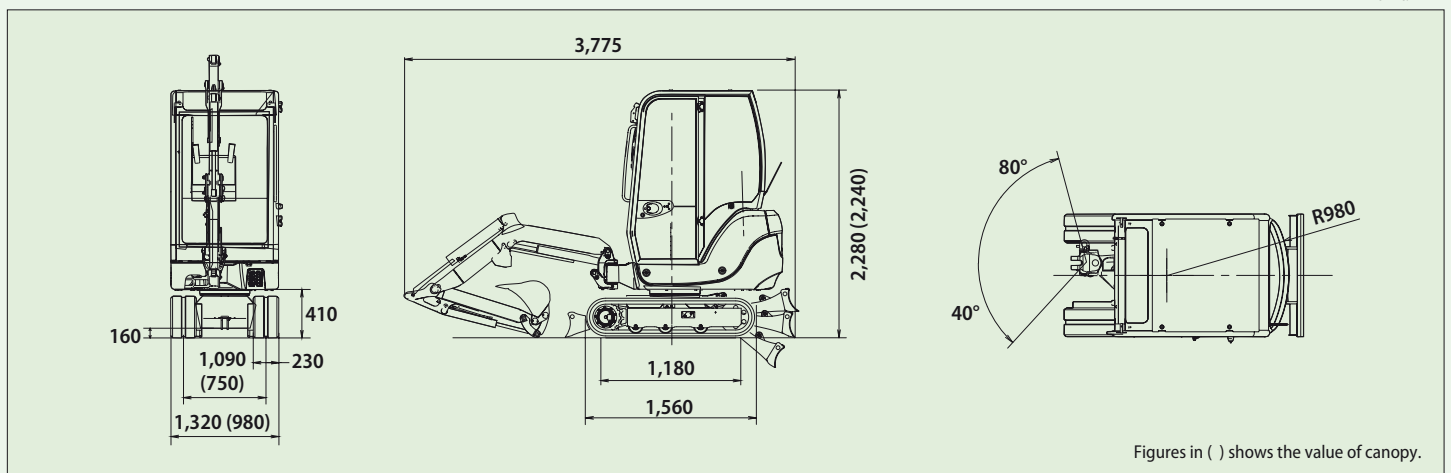
GENERAL			
MODEL		SK18	
Type		SK18	
PERFORMANCE			
Shoe Type		Rubber	
Bucket Capacity		m ³	0.05
Travel Speed (high/low)		km/h	4.1/2.2
Swing Speed		min ⁻¹ {rpm}	10.0
Gradeability		% (degree)	47 (30)
Traction Force		kN	17
Bucket Digging Force		kN	15.2
Arm Crowding Force		kN	7.4
WEIGHT			
Machine Mass	Cab	kg	1,900
	Canopy	kg	1,760
Ground Pressure	Cab	kPa	31.4
	Canopy	kPa	28.5
ENGINE			
Model		YANMAR 3TNV70-VBVA2	
Type		Water cooled	
Power Output NET	(ISO9249)	kW/min ⁻¹ {rpm}	9.5/2,100
	(ISO14396)	kW/min ⁻¹ {rpm}	9.9/2,100
Max. Torque NET		(ISO9249) N-m/min ⁻¹ {rpm}	49.3/1,500
Displacement		L	0.854
Fuel Tank		L	24.5
HYDRAULIC SYSTEM			
Pump		Variable pump	
Max. Discharge Flow		L/min	48.3
Relief Valve Setting		MPa	20.0
Hydraulic Oil Tank (system)		L	20 (28.5)
DOZER BLADE			
Width x Height		mm	980/1,320 x 230
Working Ranges (height/depth)		mm	240/300
SIDE DIGGING MECHANISM			
Type		Boom swing	
Offset Angle	To the left	degree	40
	To the right	degree	80

Working Ranges



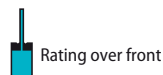
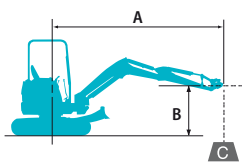
MODEL		SK18	Unit: mm
a-	Max. digging reach	4,040	
b-	Max. digging reach at ground level	3,950	
c-	Max. digging depth	2,420	
d-	Max. digging height	3,760	
e-	Max. dumping clearance	2,740	
f-	Max. vertical wall digging depth	2,140	
g-	Min. swing radius	1,540	
	Min. swing radius at boom swing	1,340	
h-	Dozer blade (height/depth)	240/300	

General Dimensions



Figures in () shows the value of canopy.

Lifting Capacities













Rating over front













Rating over side or 360 degrees

A: Reach from swing centerline to arm top
B: Arm top height above/below ground
C: Lifting capacities in kilograms
Shoe: Rubber shoe Dozer blade: Up
Relief valve setting: 20.0 MPa

CAB

SK18 A B		Arm: Standard		Bucket: Without		Shoe: 230 mm						
		1.5 m		2.0 m		2.5 m		3.0 m		At Max. Reach		Radius
												
2.5 m	kg							*260	*265	*270	*275	3.1 m
2.0 m	kg					*220	*255	*260	*265	*275	*285	3.3 m
1.5 m	kg			*310	*360	*295	*310	*280	*295	*280	*290	3.5 m
1.0 m	kg			*455	*500	*350	*375	*305	*325	*295	*295	3.5 m
0.5 m	kg			*560	*600	*410	*440	*330	*350	*295	*300	3.5 m
G. L.	kg	*725	*840	*600	*610	385	*470	*365	*365	*310	*310	3.4 m
0.5 m	kg	*685	*780	470	*600	355	*400	*350	*350	*315	*325	3.3 m
-1.0 m	kg	*915	*830	480	*590	*425	*440			*330	*340	3.0 m
-1.5 m	kg	*775	*720	*495	*495					*345	*335	2.5 m

CANOPY

SK18		Arm: Standard Bucket: Without Shoe: 230 mm										
		1.5 m		2.0 m		2.5 m		3.0 m		At Max. Reach		Radius
												
2.5 m	kg							*260	*265	*270	*275	3.1 m
2.0 m	kg					*220	*255	*260	*265	*275	*285	3.3 m
1.5 m	kg			*310	*360	*295	*310	*280	*295	*280	*290	3.5 m
1.0 m	kg			*455	*500	*350	*375	*305	*325	235	*295	3.5 m
0.5 m	kg			*560	*600	*410	*440	*330	*350	235	*300	3.5 m
G. L.	kg	*725	*840	475	550	350	*470	275	*365	235	265	3.4 m
0.5 m	kg	685	780	485	540	355	400	280	315	255	*325	3.3 m
-1.0 m	kg	*915	*830	460	525	350	*440			280	*340	3.0 m
-1.5 m	kg	*775	*720	*495	*495					*345	*335	2.5 m

Notes:

1. Do not attempt to lift or hold any load that is greater than these lift capacities at their specified lift point radius and heights. Weight of all accessories must be deducted from the above lift capacities.

2. Lift capacities are based on machine standing on level, firm, and uniform ground. User must make allowance for job conditions such as soft or uneven ground, out of level conditions, side loads, sudden stopping of loads, hazardous conditions, experience of personnel, etc.

3. Arm top defined as lift point.
4. The above lifting capacities are in compliance with ISO 10567. They do not exceed 87% of hydraulic lifting capacity or 75% of tipping load. Lifting capacities marked with an asterisk (*) are limited by hydraulic capacity rather than tipping load.

5. Operator should be fully acquainted with the Operator's and Maintenance Instructions before operating this machine. Rules for safe operation of equipment should be adhered to at all times.

6. Lift capacities apply to only machine as originally manufactured and normally equipped by KOBELCO CONSTRUCTION MACHINERY CO., LTD.

Note: This catalog may contain attachments and optional equipment that are not available in your area. And it may contain photographs of machines with specifications that differ from those of machines sold in your areas. Please consult your nearest KOBELCO distributor for those items you require. Specialist equipment is needed to use this machine in demolition work. Before using it please contact your KOBELCO dealer.

Due to our policy of continuous product improvements all designs and specifications are subject to change without advance notice.

Copyright by **KOBELCO CONSTRUCTION MACHINERY CO., LTD.** No part of this catalog may be reproduced in any manner without notice.

Kobelco Construction Machinery Europe B.V.

Veluwezoom 15
1327 AE Almere
The Netherlands
www.kobelco-europe.com

Inquiries To:



ALUGUER E VENDA DE EQUIPAMENTOS



800 450 100
E. geral@sandokan.pt
T. +351 258 333 303/4/5

September 2015 | KOB938

KOBELCO

SK18 MINI EXCAVATOR

SK18



We Save You Fuel
Achieving a Low-Carbon Society