

**KOBELCO**

SK17SR-3

**SK17SR**



**We Save You Fuel**  
Achieving a Low-Carbon Society

# COMPACT YET TOUGH MINI



## JAPANESE QUALITY

Mini excavators are widely used on sites where space is restricted, such as in residential areas and industrial premises. Users want big power in a small machine, stability in operation, and rugged construction and durability to reduce downtime. The SK17SR combines a compact design with wide digging reach for efficient performance, excellent maneuverability, and tough durability to ensure an extended working life.

# Compact yet Big Performance

## Short Tail Swing

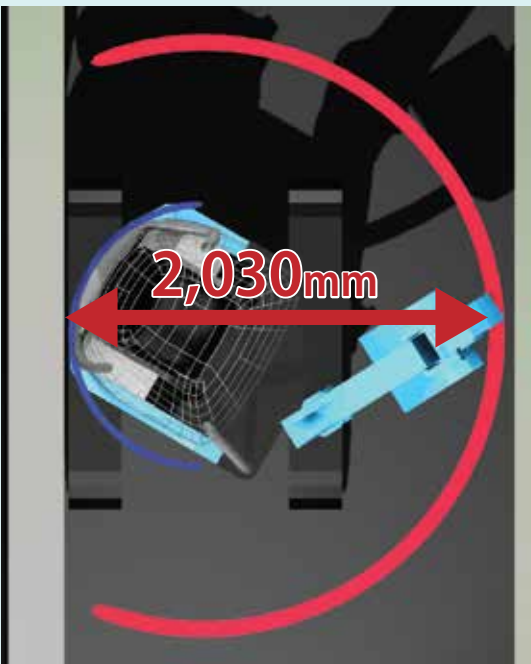
The combination of side-ditch digging function and short tail radius makes it easy to dig next to walls with a compact operating footprint.

Tail overhang: **95mm (Cab)**  
**0mm (Canopy)**



## Requires about 2.0 m of Working Space

With a 180° working radius of just 2,030 mm, SK17SR only needs of space to dig, swing, and load continuously.



Figures show the value of canopy with long arm (1.2 m).

## Retractable Crawlers

The crawlers can be easily extended and retracted by operating a simple lever. Capable of passing through spaces as narrow as 1 m wide, the SK17SR can be used on a wide variety of urban and industrial site.

Retracted: **990mm**

Extended: **1,320mm**



## Easy Extended/Retracted Blade

Dozer blade with pin-type hinge can be easily extended/retracted.



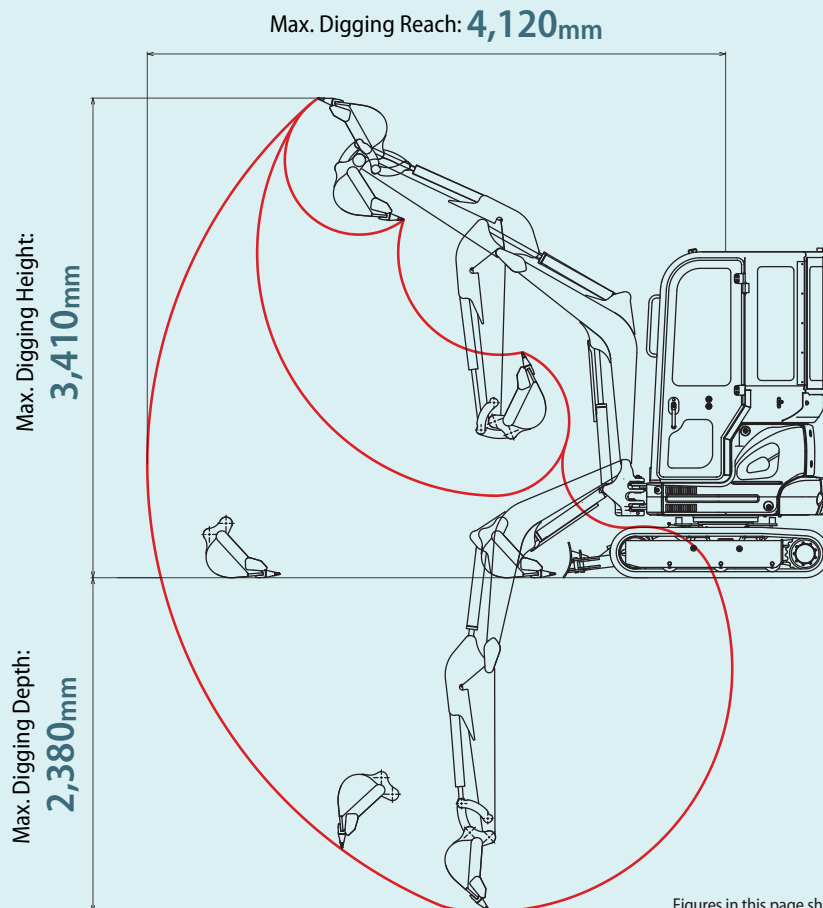
Photos show the dozer blade of SK10SR.



# Great Performance in Tight Places

## Wide Working Range

The SK17SR has plenty of working ranges.



Figures in this page show the value of cab with long arm (1.2 m).

## Boom Swing Angle

The boom swing angles of 65 degrees to the left and 55 degrees to the right for optimized performance when digging pipeline ditches and side walls.

## Reliable Swing Power, Faster Working Speeds

Boosted swing power and a top-class swing speed deliver shorter cycle times.

Swing Speed: **8.6min<sup>-1</sup>**

## Powerful Digging

For more efficient work performance.

Max. Arm Crowding Force: **8.7kN**

Max. Bucket Digging Force: **15.2kN**

## Easy Transportability

The SK17SR is easily transported on a 2.0-ton truck with plenty of room to spare for the simultaneous transport of a bucket or other attachment.


Machine mass: **1,665kg**



# Reliable Construction

## Superior Durability

SK17SR has the durability needed in a machine that works in tight spaces.



### Forged boom top

Forged steel boom top, where it connects to the arm, resists distortion.



### Boom cylinder guard

The cylinder guard is fitted as standard for boom cylinder.



### Joint type dozer hoses

Joint dozer hoses for easy replacement.



### Hydraulic hosing

The hydraulic hosing is housed inside the swing bracket.



## Easy Maintenance

Easier maintenance, with a fully-opening engine hood and equipment that requires the most frequent checks positioned to be readily visible.

### Easy Access to Component Inside the Cab



Two-piece floor mats for easy washing



Oil level gauge

### Easy Access to Engine Compartment (Rear)



Radiator over flow bottle



Water separator



Fuel filter



Air cleaner



Engine oil filter with oil pan



Fuel tank



### Long-Interval Refilling

The large capacity fuel tank enables continuous operation for over 12 hours\*.

Fuel tank: **22L**

\*Figure in KOBELCO test.

### Long-Interval Maintenance

Long-life hydraulic oil reduces cost and labor.

Long-life hydraulic oil:  
**5,000**  
hours

### Hydraulic oil filter

Replacement cycle:  
**1,000**  
hours

# Comfortable Work Environment



Broader floor space gives operators plenty of foot room. Wide operational space is provided with more room between the left and right control consoles.

## Easy Access to Control Panel and Levers



Control panel



Control lever



12 V outlet



Room light

### Work Light

The work light provides a clear view during nighttime operations.



### Hammer for Emergency Exit



## Travel Pedal

The travel pedal simplifies simultaneous operations while the machine is traveling.



## Opening/Closing Front Window

The front window features gas damper cylinders for smooth and easy opening and closing.



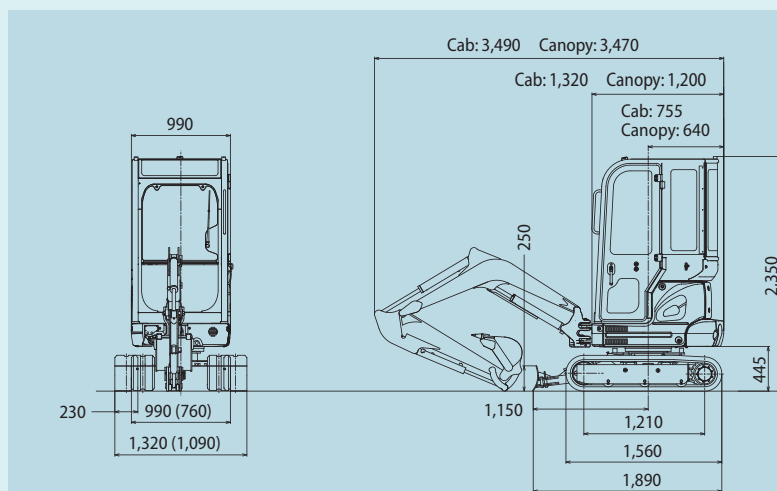


### SPECIFICATIONS

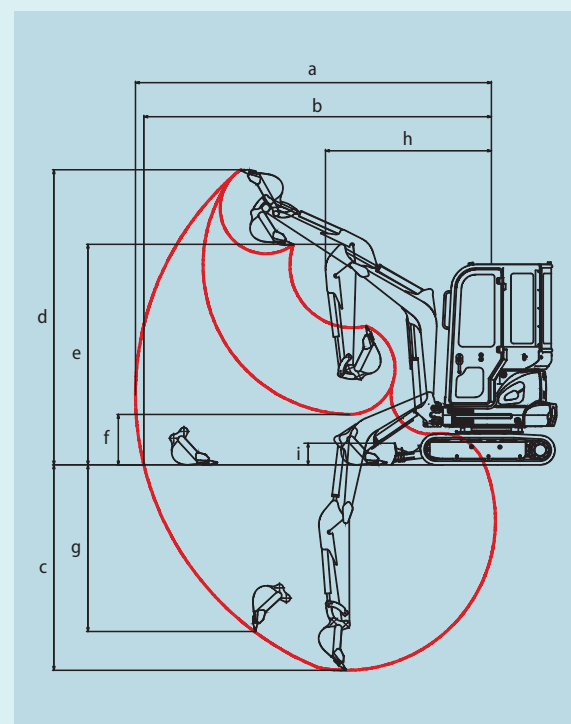
MODEL			SK17SR
Type			SK17SR-3
PERFORMANCE			
Bucket Capacity ISO heaped	m <sup>3</sup>		0.044
Travel Speed (high/low)	km/h		4.0/2.0
Swing Speed	min <sup>-1</sup> {rpm}		8.6
Swing Torque	kN-m		2.87
Gradeability	% (degree)		58 (30)
Drawbar Pulling Force	kN		19.9
Bucket Digging Force	kN		15.2
Arm Crowding Force	kN		8.7
WEIGHT			
Machine Mass	Cab	kg	1,665
	Canopy	kg	1,555
Ground Pressure	Cab	kPa	28.9
	Canopy	kPa	27.2
Shoe Width	mm		230
Shoe Type			Rubber
ENGINE			
Model			MITSUBISHI L3E-W431KBS
Type			Water cooled, 4-cycle, 3-cylinder, direct injection, diesel engine
Power Output NET	(ISO 9249)	kW/min <sup>-1</sup> (rpm)	11.3/2,200
	(ISO 14396)	kW/min <sup>-1</sup> (rpm)	11.7/2,200
Max. Torque NET	(ISO 9249)	N-m/min <sup>-1</sup> (rpm)	53.5/1,800
	(ISO 14396)	N-m/min <sup>-1</sup> (rpm)	54.2/1,800
Displacement	L		0.952
Fuel Tank	L		22
HYDRAULIC SYSTEM			
Pump			Two variable displacement pumps + one gear pump
Max. Discharge Flow	L/min		2 x 16.3, 11.4
Relief Valve Setting	MPa		21.6
Hydraulic Oil Tank (system)	L		9.0 (15.0)
DOZER BLADE			
Width x Height	mm		990/1,320 x 250
Working Ranges (height/depth)	mm		280/270
SIDE DIGGING MECHANISM			
Type			Boom swing
Offset Angle	To the left	degree	65
	To the right	degree	55

\* Figures in above table show the value with long arm (1.2 m) specs.

### GENERAL DIMENSIONS



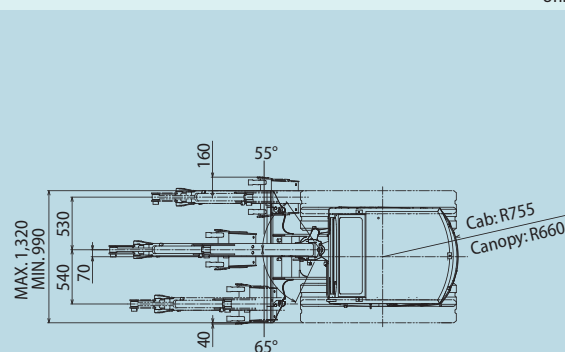
### WORKING RANGES



Unit: mm

MODEL	SK17SR (Cab)	
	Long	Standard
Arm	1.2 m	0.98 m
a- Max. digging reach	4,120	3,890
b- Max. digging reach at ground level	4,020	3,790
c- Max. digging depth	2,380	2,150
d- Max. digging height	3,410	3,240
e- Max. dumping clearance	2,440	2,280
f- Min. dumping clearance	590	800
g- Max. vertical wall digging depth	1,930	1,660
h- Min. swing radius (at boom swing)	1,920 (1,630)	1,890 (1,600)
i- Dozer blade (height/depth)	280/270	

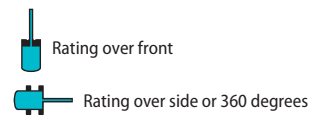
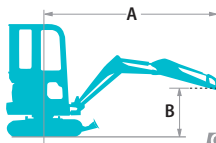
Unit: mm

















\*Figures in ( ) show the value at crawler retracted.















Note: Figures show the value of cab specs with long arm (1.2 m).













## LIFTING CAPACITIES

















A: Reach from swing centerline to arm top  
B: Arm top height above/below ground  
C: Lifting capacities in kilograms  
Relief valve setting: 21.6 MPa

SK17SR Cab		Long arm: 1.2 m		Bucket: without		Rubber shoe: 230 mm		Dozer blade: up									
B	A	1.0 m		1.5 m		2.0 m		2.5 m		3.0 m		3.5 m		At Max. Reach		Radius	
																	
2.5 m	kg									250	240			240	240	3.03 m	
2.0 m	kg									250	240			200	200	3.32 m	
1.5 m	kg							330	320	240	240	180	180	180	180	3.50 m	
1.0 m	kg					450	440	310	310	230	230	180	180	170	170	3.58 m	
0.5 m	kg					420	410	300	290	220	220	180	170	170	170	3.56 m	
G. L.	kg			650	620	400	390	290	280	220	220			180	180	3.47 m	
-0.5 m	kg	*700	*700	650	620	400	390	280	280	220	210			190	190	3.27 m	
-1.0 m	kg	*990	*990	660	630	400	390	280	280					230	220	2.94 m	
-1.5 m	kg	*990	*990	670	650	410	400							*300	*300	2.42 m	

SK17SR Canopy		Long arm: 1.2 m    Bucket: without    Rubber shoe: 230 mm    Dozer blade: up														Radius
		1.0 m		1.5 m		2.0 m		2.5 m		3.0 m		3.5 m		At Max. Reach		
																
A	B															
3.0 m	kg							320	320					300	300	2.57 m
2.5 m	kg							*300	*300	230	230			230	220	3.03 m
2.0 m	kg							*320	320	230	230			190	190	3.32 m
1.5 m	kg					*420	*420	310	310	230	230	170	170	170	170	3.50 m
1.0 m	kg					420	410	290	290	220	220	170	170	160	160	3.58 m
0.5 m	kg					390	390	280	280	210	210	160	160	160	160	3.56 m
G. L.	kg			610	590	380	370	270	270	200	200			160	160	3.47 m
-0.5 m	kg	*700	*700	610	590	370	370	260	260	200	200			180	180	3.27 m
-1.0 m	kg	*990	*990	620	600	370	370	260	260					210	210	2.94 m
-1.5 m	kg	*990	*990	640	610	390	380							290	290	2.42 m

SK17SR Cab		Standard arm: 0.98 m		Bucket: without		Rubber shoe: 230 mm		Dozer blade: up						Radius	
		1.0 m		1.5 m		2.0 m		2.5 m		3.0 m		At Max. Reach			
															
B	A														
2.5 m	kg												290	280	2.75 m
2.0 m	kg												230	230	3.07 m
1.5 m	kg							330	320	250	240	240	210	210	3.26 m
1.0 m	kg					440	430	310	310	240	230	200	200	200	3.35 m
0.5 m	kg					420	410	300	300	230	230	190	190	190	3.34 m
G. L.	kg			660	640	410	400	290	290	220	220	200	200	200	3.23 m
-0.5 m	kg	*870	*870	670	640	410	400	290	290	230	220	220	220	220	3.01 m
-1.0 m	kg	*990	*990	680	650	410	410	300	290			270	270	270	2.64 m
-1.5 m	kg			*470	*470	*300	*300					*300	*300	*300	2.01 m

SK17SR Canopy		Standard arm: 0.98 m		Bucket: without		Rubber shoe: 230 mm		Dozer blade: up									
		1.0 m		1.5 m		2.0 m		2.5 m		3.0 m		At Max. Reach					
																	
B	A																
3.0 m	kg														400	390	2.20 m
2.5 m	kg							320	320						270	270	2.75 m
2.0 m	kg							320	320	230	230				220	220	3.07 m
1.5 m	kg			*720	720	450	440	310	310	230	230				200	200	3.26 m
1.0 m	kg					420	410	290	290	220	220				180	180	3.35 m
0.5 m	kg					390	390	280	280	210	210				180	180	3.34 m
G. L.	kg			630	600	380	380	270	270	210	210				190	190	3.23 m
-0.5 m	kg	*870	*870	630	610	380	380	270	270	210	210				210	210	3.01 m
-1.0 m	kg	*990	*990	640	620	390	380	280	280						260	260	2.64 m
-1.5 m	kg			*470	*470	*300	*300								*300	*300	2.01 m

### Note:

- Do not attempt to lift or hold any load that is greater than these lifting capacities at their specified lift point radius and heights. Weight of all accessories must be deducted from the above lifting capacities.
- Lifting capacities are based on machine standing on level, firm, and uniform ground. User must make allowance for job conditions such as soft or uneven ground, out of level conditions, side loads, sudden stopping of loads, hazardous conditions, experience of personnel, etc.
- Arm top pin is defined as lift point.
- The above lifting capacities are in compliance with ISO 10567. They do not exceed 87% of hydraulic

lifting capacity or 75% of tipping load. Lifting capacities marked with an asterisk (\*) are limited by hydraulic capacity rather than tipping load.

- Operator should be fully acquainted with the Operator's and Maintenance Instructions before operating this machine. Rules for safe operation of equipment should be adhered to at all times.
- Lifting capacities apply to only machine as originally manufactured and normally equipped by KOBELCO CONSTRUCTION MACHINERY CO., LTD.

Note: This catalog may contain attachments and optional equipment that are not available in your area. And it may contain photographs of machines with specifications that differ from those of machines sold in your areas. Please consult your nearest KOBELCO distributor for those items you require. Due to our policy of continuous product improvements all designs and specifications are subject to change without advance notice.

Copyright by **KOBELCO CONSTRUCTION MACHINERY CO., LTD.** No part of this catalog may be reproduced in any manner without notice.

## KOBELCO CONSTRUCTION MACHINERY EUROPE B.V.

Veluwezoom 15  
1327 AE Almere  
The Netherlands  
www.kobelco-europe.com

Inquiries To:



September 2017 | POD079

# KOBELCO

SK17SR-3

# SK17SR



**We Save You Fuel**  
Achieving a Low-Carbon Society