

KOBELCO

SK10SR-3

SK10SR



We Save You Fuel
Achieving a Low-Carbon Society

Full-Scale Performance in Compact Size

For residential areas and industrial premises, you need a machine that can maneuver and swing within a compact radius. The SK10SR is designed to do just that, with smooth, powerful control, and great stability. Though small in size, it gives you all of the performance and durability you expect, and gets the job done fast!

PERFORMANCE

Compact yet Big Performance

Short Tail Swing

The combination of side-ditch digging function and short tail radius makes it easy to dig next to walls with a compact operating footprint.

Tail Overhang: **150mm**
(Roll bar overhang)

Compact Upper Body Without Front Overhang



More Powerful Working Performance

New, high-output engine installed. Big increase in maximum digging force.

Engine Power: **9.2kW/2,000min⁻¹**

Bucket Digging Force: **13.7kN**

Arm Crowding Force: **5.6kN**

Retractable Crawlers

Crawlers can be easily extended and retracted by operating a simple lever.



Easy Extended/Retracted Blade

Dozer blade with pin-type hinge can be easily extended/retracted.



Wide Working Range

The SK10SR has plenty of working ranges.

Max. Digging Reach:

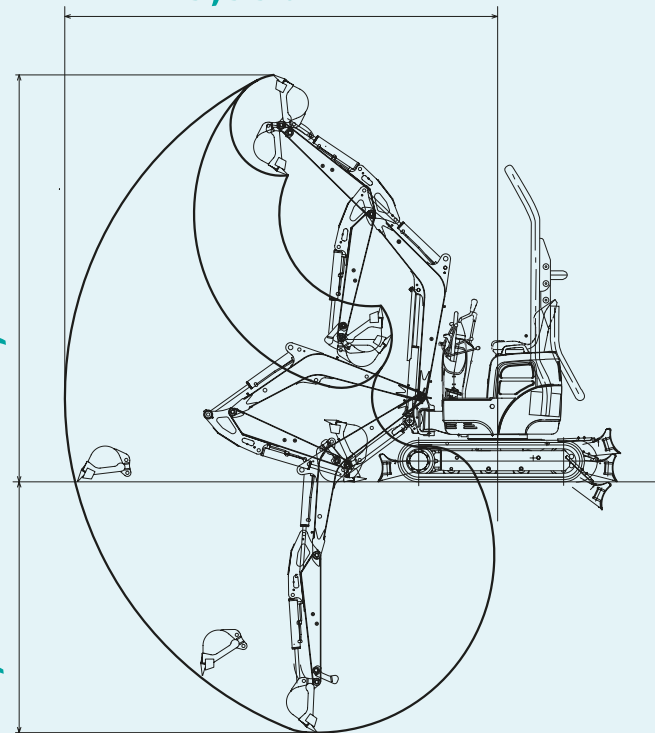
3,350mm

Max. Digging Height:

3,150mm

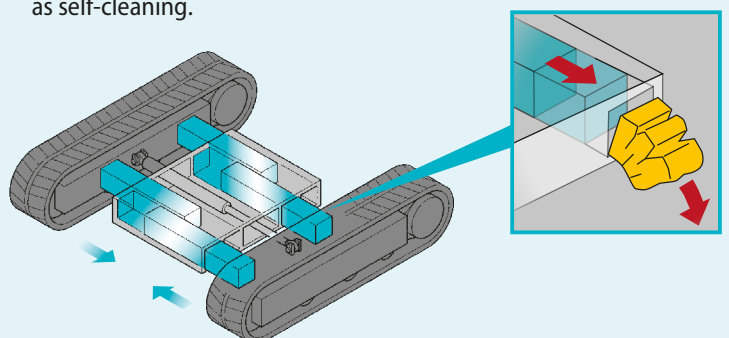
Max. Digging Depth:

1,950mm



Self-cleaning/Retractable Crawler Frames

The hydraulic retractable side frames are strong and durable, as well as self-cleaning.



RELIABILITY

Reliable Construction

High Stability



Despite the compact body size, the Sk10SR delivers exceptional body balance. The outer flange-type lower rollers also help ensure high lateral stability.

Protect Cylinders and Piping from Damage



Bucket cylinder hose is housed inside the arm.



Boom cylinder rod guard



Dozer cylinder rod guard



MAINTENANCE

Easy Maintenance

Easier maintenance, with a fully-opening engine hood and equipment that requires the most frequent checks positioned to be readily visible.



Warning lamps



Fuel tank gauge



Hydraulic oil tank gauge

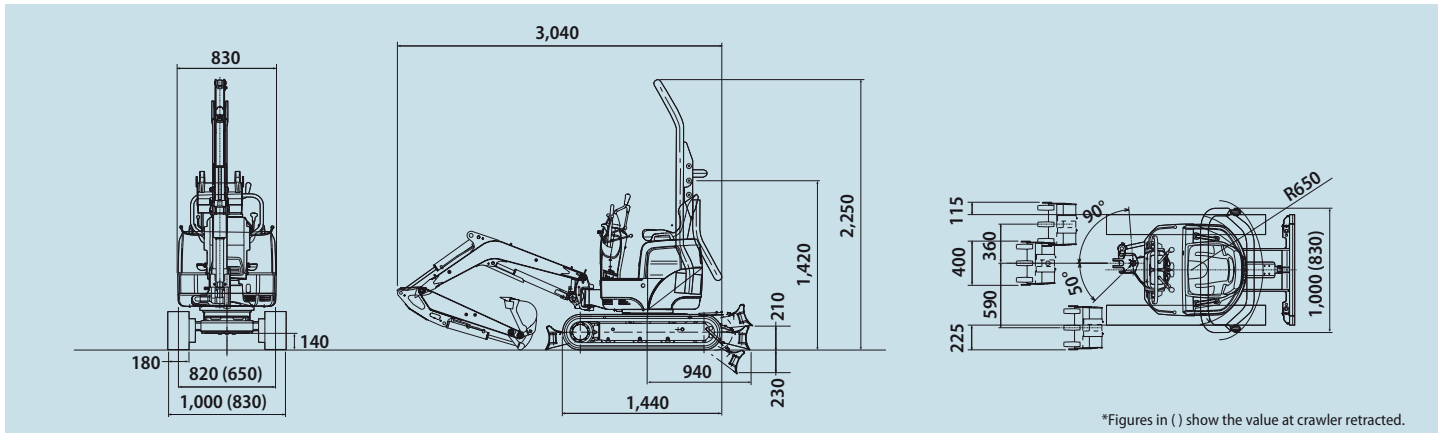


Fuel filter

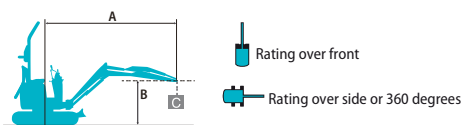
SPECIFICATIONS

| MODEL | | | | SK10SR | |
|-------------------------------|--------------|-----------------------------------|-----------------------------|-----------------|--|
| Type | | | | SK10SR-3 | |
| PERFORMANCE | | | | | |
| Bucket Capacity | | m ³ | | 0.028 | |
| Travel Speed | | km/h | | 2.1 | |
| Swing Speed | | min ⁻¹ {rpm} | | 10.0 | |
| Gradeability | | %(degree) | | 47 (30) | |
| Drawbar Pulling Force | | kN | | 8.3 | |
| Bucket Digging Force | | kN | | 13.7 | |
| Arm Crowding Force | | kN | | 5.6 | |
| WEIGHT | | | | | |
| Machine Mass | | kg | | 1,145 | |
| Ground Pressure | | kPa | | 25.3 | |
| Shoe Type | | | | Rubber | |
| ENGINE | | | | | |
| Model | | Yanmar 3TNV70-WBVB | | | |
| Type | | Water-cooled, 4-cycle, 3-cylinder | | | |
| Power Output NET | | (ISO 9249) | kW/min ⁻¹ (rpm) | 9.2/2,000 | |
| Max. Torque NET | | (ISO 9249) | N-m/min ⁻¹ (rpm) | 50.1/1,500 | |
| Displacement | | L | | 0.854 | |
| Fuel Tank | | L | | 12 | |
| HYDRAULIC SYSTEM | | | | | |
| Pump | | Two variable displacement pumps | | | |
| Max. Discharge Flow | | L/min | | 2 x 11 | |
| Relief Valve Setting | | MPa | | 20.6 | |
| Hydraulic Oil Tank (system) | | L | | 7.4 (14.3) | |
| DOZER BLADE | | | | | |
| Width x Height | | mm | | 830/1,000 x 210 | |
| Working Ranges (height/depth) | | mm | | 210/230 | |
| SIDE DIGGING MECHANISM | | | | | |
| Type | | Boom swing | | | |
| Offset Angle | To the left | degree | | 50 | |
| | To the right | degree | | 90 | |

GENERAL DIMENSIONS



LIFTING CAPACITIES



A: Reach from swing centerline to arm top
B: Arm top height above/below ground
C: Lifting capacities in kilograms
Shoe: Rubber shoe Dozer blade: Up
Relief valve setting: 20.6 MPa

Notes:

- Do not attempt to lift or hold any load that is greater than these lift capacities at their specified lift point radius and heights. Weight of all accessories must be deducted from the above lift capacities.
- Lift capacities are based on machine standing on level, firm, and uniform ground. User must make allowance for job conditions such as soft or uneven ground, out of level conditions, side loads, sudden stopping of loads, hazardous conditions, experience of personnel, etc.
- Arm top defined as lift point.
- The above lifting capacities are in compliance with ISO 10567. They do not exceed 87% of hydraulic lifting capacity or 75% of tipping load. Lifting capacities marked with an asterisk (*) are limited by hydraulic capacity rather than tipping load.
- Operator should be fully acquainted with the Operator's and Maintenance Instructions before operating this machine. Rules for safe operation of equipment should be adhered to at all times.
- Lift capacities apply to only machine as originally manufactured and normally equipped by KOBELCO CONSTRUCTION MACHINERY CO., LTD.

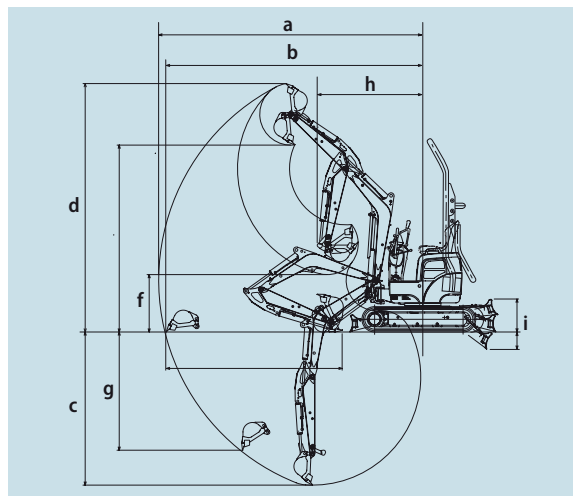
Note: This catalog may contain attachments and optional equipment that are not available in your area. And it may contain photographs of machines with specifications that differ from those of machines sold in your areas. Please consult your nearest KOBELCO distributor for those items you require. Due to our policy of continuous product improvements all designs and specifications are subject to change without advance notice.

Copyright by **KOBELCO CONSTRUCTION MACHINERY CO., LTD.** No part of this catalog may be reproduced in any manner without notice.

Kobelco Construction Machinery Europe B.V.

Veluwezoom 15
1327 AE Almere
The Netherlands
www.kobelco-europe.com

WORKING RANGES



Unit: mm

| MODEL | SK10SR |
|---------------------------------------|---------------|
| a- Max. digging reach | 3,350 |
| b- Max. digging reach at ground level | 3,270 |
| c- Max. digging depth | 1,950 |
| d- Max. digging height | 3,150 |
| e- Max. dumping clearance | 2,370 |
| f- Min. dumping clearance | 730 |
| g- Max. vertical wall digging depth | 1,650 |
| h- Min. swing radius | 1,330 (1,080) |
| i- Dozer blade (height/depth) | 210/230 |

Unit: mm



We Save You Fuel
Achieving a Low-Carbon Society

Inquiries To:



September 2015 | KOB930