

**KOBELCO**

SK10SR-2

**SK10SR**



***We Save You Fuel***  
Achieving a Low-Carbon Society

# Full-Scale Performance in Compact Size



## JAPANESE QUALITY

For residential areas and industrial premises, you need a machine that can maneuver and swing within a compact radius. The SK10SR is designed to do just that, with smooth, powerful control, and great stability. Though small in size, it gives you all of the performance and durability you expect, and gets the job done fast!

# Compact yet Big Performance


The combination of side-ditch digging function and short tail radius makes it easy to dig next to walls with a compact operating footprint.

Tail Overhang: **260mm**



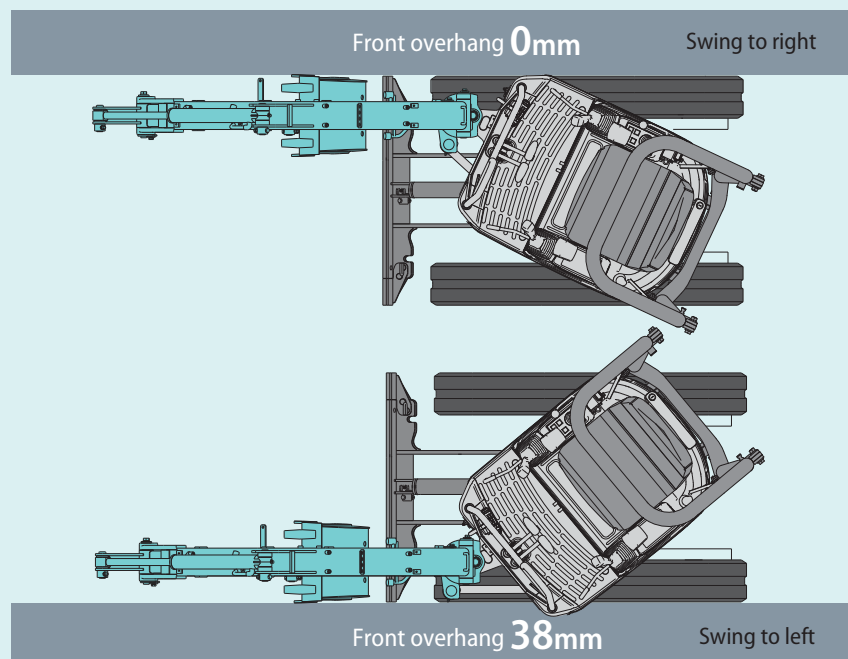
## Retractable Crawlers

Crawlers can be easily extended and retracted by operating a simple lever. Capable of passing through spaces as narrow as 750 mm wide, the SK10SR can be used on a wide variety of urban and industrial site.



## Precision Digging Close to Walls

The boom swing feature allows digging of trenches, etc. close up to walls.



## Requires 1.8 m of Working Space

With a 180° working radius of 1.8 m, SK10SR only needs of space to dig, swing, and load continuously.

## Easy Extended/Retracted Blade

Dozer blade with pin-type hinge can be easily extended/retracted.

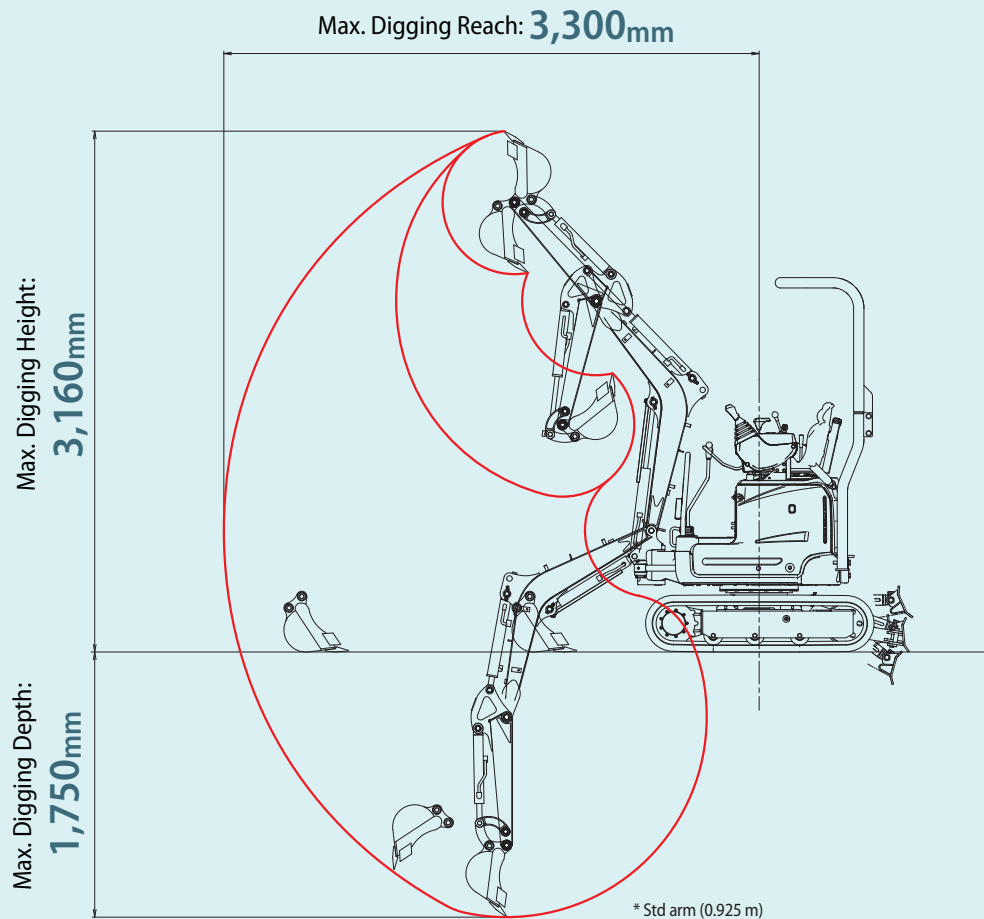




# Great Performance in Tight Places

## Wide Working Range

The SK10SR has plenty of working ranges.



## Boom Swing Angle

The boom swing angles of 80 degrees to the left and 50 degrees to the right for optimized performance when digging pipeline ditches and side walls.

## Reliable Swing Power, Faster Working Speeds

Boosted swing power and a top-class swing speed deliver shorter cycle times.

Swing Speed: **9.0 min<sup>-1</sup>**

## Powerful Digging

For more efficient work performance.

Max. Arm Crowding Force: **6.2 kN**

Max. Bucket Digging Force: **10.8 kN**

## Service Valve Provided as Standard

Service valve installed with control valves as standard, for easy switching to N&B and similar attachments.

## Easy Transportability

### 30° Dozer Approach Angle

Dozer can be raised up to 30° allowing straightforward self-drive up a ramp onto a truck for transportation.

### Lifting Eyes Enhance Safety

Lifting eyes provided in 3 locations for safer, easier loading/unloading using a crane.



1 on each side of dozer blade

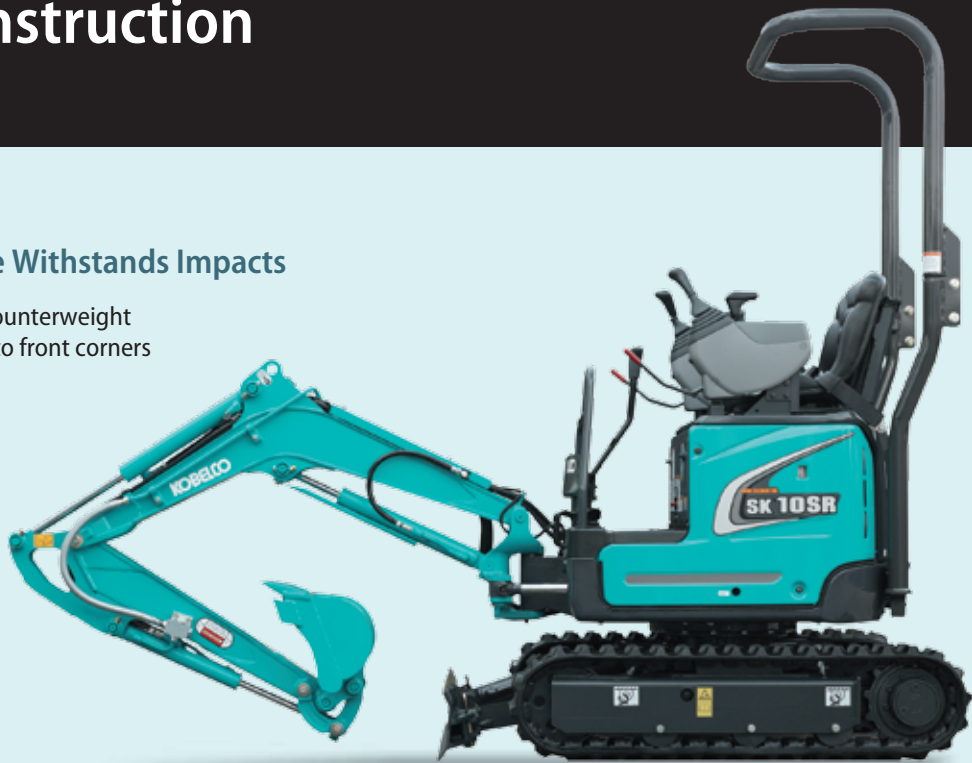


1 on boom

# Reliable Construction

## Cast Steel Upper Frame Withstands Impacts

Upper frame with integrated counterweight designed to withstand impact to front corners during swing.



## Avoiding Rupture to Hydraulic Hoses



Bucket cylinder hoses sited within the arm



Protective cover for hoses behind the boom



2-part type boom cylinder hoses



Joint-type dozer hoses

# Easy Maintenance

## Large, Wide-opening Bonnet

Large bonnet, integrated with lever consoles, opens fully for greatly improved access to machinery for easy maintenance.



Fuel tank gauge



Hydraulic oil tank gauge



Radiator over flow bottle



Hydraulic oil tank



Battery



Control valve

## Easily Detachable Side Guards

Easy access when inspecting control valves and cleaning radiator.

Lubrication for attachment: **every 250 hours**

(except around the bucket)



# Comfortable Work Environment



Broader floor space gives operators plenty of foot room. Wide operational space is provided with more room between the left and right control consoles

## Side Levers for Easy Control

Side lever operating style is the same as bigger machines, for relaxed and comfortable control. Hydraulic pilot makes control levers lighter, and sensitive response makes inching work easy.

## Lever Control Delivers Smooth Starts

Control valves are tuned to make each type of action as smooth as possible. Hydraulic flow initially limited for a smoother start-up.

## Excellent Dozer Inching Control

Dozer inching control provides for precise ground leveling.



## Pass-through

A clear left-to-right pass-through offers greater convenience for the operator.



## Wrist Rest

Wrist rests fitted on the each control lever box ensure fatigue free operation.

## Safety

### ROPS & TOPS Roll Bar

The standard roll bar feature complies with ROPS & TOPS specifications.



### Travel Alarm



Warning alarm for nearby personnel sounds during travel.

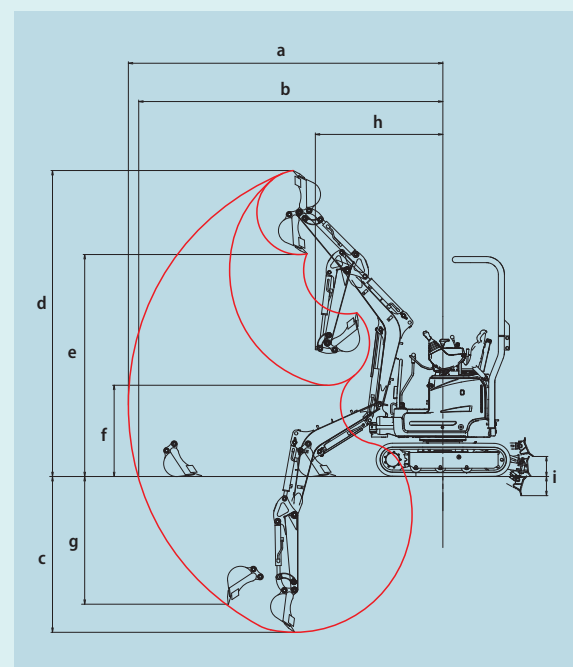
### Safety Lever Lock



### SPECIFICATIONS

MODEL			SK10SR
Type			SK10SR-2
PERFORMANCE			
Bucket Capacity ISO heaped		m <sup>3</sup>	0.022
Travel Speed (high/low)		km/h	3.7/2.0
Swing Speed		min <sup>-1</sup> {rpm}	9.0
Swing Torque		kN·m	1.61
Gradeability		% (degree)	58 (30)
Drawbar Pulling Force		kN	10.2
Bucket Digging Force		kN	10.8
Arm Crowding Force		kN	6.2
WEIGHT			
Machine Mass		kg	1,065
Ground Pressure		kPa	28.0
Shoe Width		mm	180
Shoe Type			Rubber
ENGINE			
Model			YANMAR 2TNV70-WYB
Type			Swirl-chamber, water cooled, 4-cycle, 2-cylinder, diesel engine
Power Output NET	(ISO 9249)	kW/min <sup>-1</sup> (rpm)	5.9/2,000
	(ISO 14396)	kW/min <sup>-1</sup> (rpm)	6.1/2,000
Max. Torque NET	(ISO 9249)	N·m/min <sup>-1</sup> (rpm)	31.2/1,500
	(ISO 14396)	N·m/min <sup>-1</sup> (rpm)	31.7/1,500
Displacement		L	0.569
Fuel Tank		L	10.0
HYDRAULIC SYSTEM			
Pump			Two variable displacement pumps + one gear pump
Max. Discharge Flow		L/min	2 x 11.0, 6.0
Relief Valve Setting		MPa	20.6
Hydraulic Oil Tank (system)		L	9.8 (14.2)
DOZER BLADE			
Width x Height		mm	750/980 x 200
Working Ranges (height/depth)		mm	190/240
SIDE DIGGING MECHANISM			
Type			Boom swing
Offset Angle	To the left	degree	80
	To the right	degree	50

### WORKING RANGES

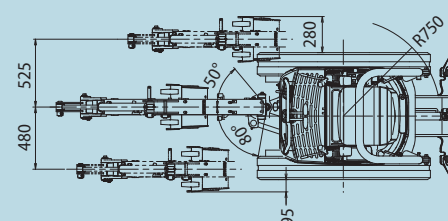
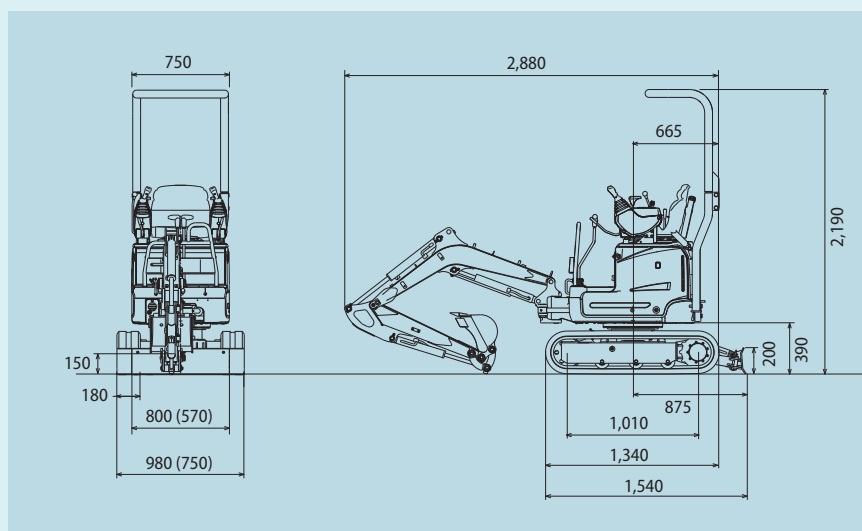


Unit: mm

MODEL	SK10SR
Arm	Standard
	0.925 m
a- Max. digging reach	3,300
b- Max. digging reach at ground level	3,210
c- Max. digging depth	1,750
d- Max. digging height	3,160
e- Max. dumping clearance	2,320
f- Min. dumping clearance	740
g- Max. vertical wall digging depth	1,460
h- Min. swing radius (at boom swing)	1,390 (1,050)
i- Dozer blade (height/depth)	190/240

### GENERAL DIMENSIONS

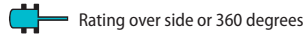
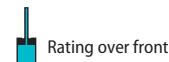
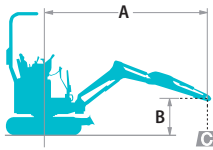
Unit: mm



Figures in ( ) show the value at crawler retracted.



LIFTING CAPACITIES



A: Reach from swing centerline to arm top  
B: Arm top height above/below ground  
C: Lifting capacities in kilograms  
Relief valve setting: 20.6 MPa

SK10SR		Standard arm: 0.925 m		Bucket: without		Rubber shoe: 180 mm		Dozer blade: up				Radius
A		1.0 m		1.5 m		2.0 m		2.5 m		At Max. Reach		
B												
2.5 m	kg									230	200	1.98 m
2.0 m	kg					*200	200			160	140	2.46 m
1.5 m	kg					220	190	150	130	130	110	2.73 m
1.0 m	kg			340	290	210	190	150	130	120	100	2.85 m
0.5 m	kg			310	270	200	170	140	120	120	100	2.86 m
G. L.	kg	*350	*350	300	260	200	170	140	120	120	100	2.76 m
-0.5 m	kg	650	520	300	260	190	170	140	120	140	120	2.52 m
-1.0 m	kg	660	530	310	260	200	170			190	160	2.09 m

SK10SR		Short arm: 0.75 m		Bucket: without		Rubber shoe: 180 mm		Dozer blade: up				Radius
A		1.0 m		1.5 m		2.0 m		2.5 m		At Max. Reach		
B												
2.5 m	kg									*300	260	1.68 m
2.0 m	kg					230	200			180	160	2.25 m
1.5 m	kg			*310	*310	220	190	150	130	150	130	2.55 m
1.0 m	kg			340	290	210	190	150	130	130	120	2.68 m
0.5 m	kg			310	260	200	180	150	130	130	110	2.69 m
G. L.	kg			310	260	200	170	140	120	140	120	2.58 m
-0.5 m	kg	660	530	310	260	200	170			160	140	2.32 m
-1.0 m	kg			320	270					*230	200	1.81 m

- Note:
- Do not attempt to lift or hold any load that is greater than these lifting capacities at their specified lift point radius and heights. Weight of all accessories must be deducted from the above lifting capacities.
  - Lifting capacities are based on machine standing on level, firm, and uniform ground. User must make allowance for job conditions such as soft or uneven ground, out of level conditions, side loads, sudden stopping of loads, hazardous conditions, experience of personnel, etc.
  - Arm top pin is defined as lift point.
  - The above lifting capacities are in compliance with ISO 10567. They do not exceed 87% of hydraulic lifting capacity or 75% of tipping load. Lifting capacities marked with an asterisk (\*) are limited by hydraulic capacity rather than tipping load.
  - Operator should be fully acquainted with the Operator's and Maintenance Instructions before operating this machine. Rules for safe operation of equipment should be adhered to at all times.
  - Lifting capacities apply to only machine as originally manufactured and normally equipped by KOBELCO CONSTRUCTION MACHINERY CO., LTD.

Note: This catalog may contain attachments and optional equipment that are not available in your area. And it may contain photographs of machines with specifications that differ from those of machines sold in your areas. Please consult your nearest KOBELCO distributor for those items you require. Due to our policy of continuous product improvements all designs and specifications are subject to change without advance notice.  
Copyright by **KOBELCO CONSTRUCTION MACHINERY CO., LTD.** No part of this catalog may be reproduced in any manner without notice.

KOBELCO CONSTRUCTION MACHINERY EUROPE B.V.

Veluwezoom 15  
1327 AE Almere  
The Netherlands  
www.kobelco-europe.com

Inquiries To:

**sandokan**  
ALUGUER E VENDA DE EQUIPAMENTOS

**800 450 100**  
E. geral@sandokan.pt  
T. +351 258 333 303/4/5

KOBELCO

SK10SR-2

SK10SR



*We Save You Fuel*  
Achieving a Low-Carbon Society